

MALABAR CEMENTS LTD-WALAYAR - PALAKKAD 678624

BALANCE SHEET AS AT 31.03.2011

Description	Schedule	As at 31/03/2011	As at 31/03/2010
('Rupees in Lakhs)			
SOURCES OF FUNDS			
Shareholders Funds			
Capital	1	2600.88	2600.88
Reserves & Surpluss	2	16884.11	13802.91
Loan Funds			
Unsecured Loans	3	2048.14	2048.14
Deferred Tax Liability		1194.00	1369.58
TOTAL		22727.13	19821.51
APPLICATION OF FUNDS			
Fixed Assets			
Gross Block		16711.75	15751.40
Less: Depreciation to date		9985.14	9391.81
Net fixed Assets	4	6726.61	6359.59
Capital Work -in-Progress	5	898.45	68.51
Investments	6	1751.00	1.00
Current Assets, Loans & Advances			
Inventories	7	5811.05	5485.48
Sundry Debtors	7	95.74	102.36
Cash & Bank Balance	7	6134.26	8786.37
Loans & Advances	8	4639.71	2264.19
		16680.76	16638.41
Less: Current Liabilities & Provisions			
Current Liabilities	9	3057.12	2366.39
Provisions		360.87	1011.13
		3427.99	3379.43
Net Current Assets		13252.77	13258.98
Misc. Expenses not written off	10	56.30	133.43
TOTAL		22727.13	19821.51
Notes on Accounts	22		

Schedules 1 to 22 Form Part of Accounts
For and on behalf of the Board of Directors


[Signature]
T BALAKRISHNAN, I.A.S
CHAIRMAN

[Signature]
D BALACHANDRAN
MANAGER FINANCE (i/c)
Date: 19-11-11

[Signature]
K.PADMAKUMAR
MANAGING DIRECTOR

Vide our Report of even date
For V. K. KRISHNAKUMAR & Co.,
Chartered Accountants.
(Firm Registration No:0072185)

[Signature] 23/11/2011
CA. R. LOKANATHAN, Bcom. (Hons), LL.B, FCA.
PARTNER
(Membership No: 22745)
Date: 23/11/2011




12

PROFIT AND LOSS ACCOUNT FOR THE YEAR ENDED 31.03.2011

Particulars	Schedule	2010-11	2009-10
(Rupees in Lakhs)			
INCOME			
Cost of Cement	11	27770.45	18941.39
Other Income	12	717.62	702.29
Increase/Decrease(-) in Stock	19	-376.45	1125.97
TOTAL INCOME		28111.62	20769.65
EXPENDITURE			
Raw Materials Consumed(from Purchase)	13	3061.62	1732.35
Manufacturing Expenses	14	8500.99	7545.06
Excise Duty		3267.80	1912.89
KVAT		3115.76	2137.57
Staff Expenses	15	3730.92	2995.04
Administration & Other Expenses	16	529.96	655.22
Selling & Distribution Expense	17	707.60	138.31
Interest & Financial Expenses	18	163.61	50.39
Depreciation	4	609.10	565.93
Miscellaneous Expenses Written off	20	5.20	5.20
TOTAL EXPENDITURE		23692.56	17737.95
Profit/ Loss(-)		4419.06	3031.70
Prior period adjustments	21	-9.17	0.00
Provision for Cur. Year Income tax		1521.73	1086.81
Provision for Cur. Year wealth tax		0.87	0.66
Deferred Tax		175.58	74.89
Net Profit/Loss(-) after Tax		3081.21	1869.34
Less Proposed Dividend		0.00	520.17
Less: Corporate Dividend Tax		0.00	88.40
		3081.21	1260.77
Less: Transfer to General Reserve		0.00	138.60
		3081.21	1122.17
Balance carried over to Balance Sheet		3081.21	1122.17
Earning per shares(in Rs)		118.47	71.87
Notes on Accounts	22		


Schedules 1 to 22 Form Part of Accounts
For and on behalf of the Board of Directors


T. BALAKRISHNAN, I.A.S.
CHAIRMAN


K. PADMAKUMAR
MANAGING DIRECTOR


D. BALACHANDRAN
MANAGER FINANCE (i/c)
Date: 19-11-11

Vide our Report of even date
For V. K. KRISHNAKUMAR & Co.,
Chartered Accountants.
(Firm Registration No:007218S)


CA. R. LOKANATHAN, B.com.(Hons), LL.B, FCA.
PARTNER
(Membership No: 22745)
Date: 23/11/2011

